










Field Height for a given Distance and Focal Length

			
1 : 0.5	1 : 1	1 : 1.5	1 : 2

HORIZONTAL ORIENTATION

Distance	1.5 m	2 m	3 m	4 m	6 m	8 m
21 mm	1.1	1.5	2.3	3.1	4.6	6.1
24 mm	1.0	1.3	2.0	2.7	4.0	5.3
28 mm	0.9	1.1	1.7	2.3	3.4	4.6
32 mm	0.75	1.0	1.5	2.0	3.0	4.0
35 mm	0.75	0.9	1.4	1.8	2.7	3.7

				
1 : 0.5	1 : 1	1 : 1.5	1 : 2	1 : 3

VERTICAL ORIENTATION

Distance	1.5 m	2 m	3 m	4 m	6 m	8 m
21 mm	1.7	2.3	3.4	4.6	6.9	9.1
24 mm	1.5	2.0	3.0	4.0	6.0	8.0
28 mm	1.3	1.7	2.6	3.4	5.1	6.9
32 mm	1.1	1.5	2.3	3.0	4.5	6.0
35 mm	1.0	1.4	2.1	2.7	4.1	5.5

This chart is designed for APSc sensors

Distribution must include this attribution: Courtesy of DomVarney.com
Copyright 2016 Dom Varney